

Introducing an A3-compatible device in the WM7000 series that can scan long items !

# A3

**EMC**  
Easy & precise  
Fully Automatic Scanning


# long

W420×D297×H200mm

Can scan even long cables.

**Omnidirectional noise detection along  
the straight axis and four rotational axes\***  
using a near-field magnetic probe developed in-house

\* Rotational axes: X, Y, Z, and  $\theta$



Frequency bands

**150kHz~3GHz**

**150kHz~8GHz**

CISPR22 compliant



**Special feature!**  
Pass-through design

Patent  
No.5574482

The EMC noise scanner chosen by engineers

High Performance EMC Noise Scanner WM7000 series

# WM7300



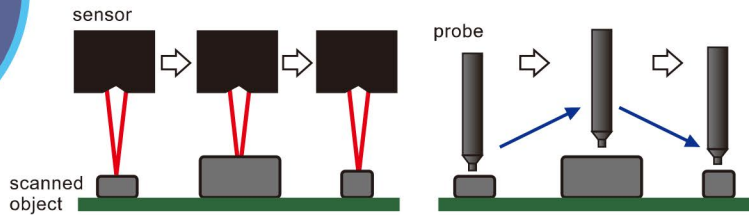
Morita Tech Co., Ltd.

# Three reasons the WM7300 is chosen by engineers

## 1 High-performance and compact

### Robot Mechanism, software and probe were all developed in-house!

We have achieved high performance and compactness by combining a highly reliable robot selected through years of research and development, a high-definition video camera, and a high-precision laser rangefinder. A wide variety of magnetic and electric field probes developed in-house enable wide-band, high-resolution measurement according to the application.

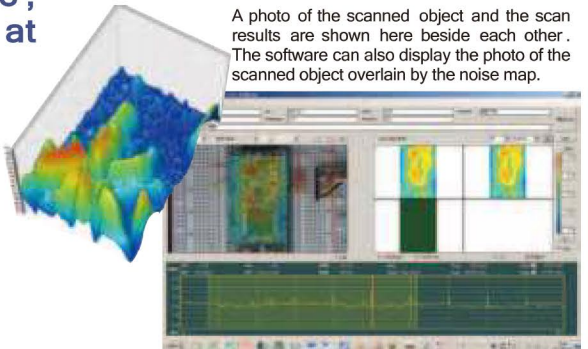


Using the laser range finder sensor, the device can scan the shape of the object without physical contact (left). Furthermore, it can achieve super-sensitive, accurate noise measurement through constant-distance scanning of objects whose surfaces are different in height (right).

## 2 Easy to operate and user-friendly

### With our special viewer software, you can see the source of noise at a glance.

Realized high-speed and accurate noise measurement with dedicated software. Using the easy-to-use viewer software, the noise source can be seen at a glance by superimposing the photograph of the measured object and the noise map. In the 4-screen comparison mode, it is possible to display the difference in noise level before and after the countermeasure.




A photo of the scanned object and the scan results are shown here beside each other. The software can also display the photo of the scanned object overlain by the noise map.

## 3 Excellent usability

### Can scan items up to size A3 Can also handle long items ! !

Three measurement modes are prepared for "image setting" for measurement of printed circuit board, "jig setting" for minute parts measurement, "point setting" for object outside cable, and can be measured easily for anyone. The object up to A3 (w420 x d 297 x H200 mm) can be measured at one time. By adopting a "pass-through structure" with no shield behind the measuring table, long objects can be measured easily.



Long items can be scanned while they protrude from the device.

### WM7300 Specifications

Scanning range	W420mm x D297mm x H200mm (the range that the camera can image)
Sanning method	laser range finding, near-field magnetic probe scanning
Positional accuracy	±0.01mm (when moving in a single direction)
Positional accuracy (θ)	±1.0°
Frequency band	150kHz~3GHz (standard)
Minimum scan step	0.1mm
External dimensions	W850mm x D770mm x H890mm (not including connectors or other protruding objects)
Weight	Approx.60Kg or less (main unit only, not including the spectrum and PC)
Input voltage	AC100V~240V
Maximum power consumption	150VA (MAX) (not including the spectrum analyzer)

### Probes Supported by WM7300

Name	Model	Nominal size	Frequency characteristic
Vertical flat 0.5mm	VF005	0.5mm	~8GHz
Vertical flat 1mm	VF010	1mm	~6GHz
Vertical flat 2mm	VF020	2mm	~3GHz
Vertical flat 5mm	VF050	5mm	~3GHz
Vertical flat 10mm	VF100	10mm	~2GHz
Horizontal 1mm	HC010	1mm	~3GHz
Horizontal 2mm	HC020	2mm	~2GHz
Horizontal 5mm	HC050	5mm	~1GHz
Vertical round 1mm	VC010	1mm	~3GHz
Vertical round 2mm	VC020	2mm	~2GHz
Vertical round 5mm	VC050	5mm	~1GHz

#### Manufacturer



Morita Tech Co., Ltd.

〒206-0804

2113-4, Momura, Inagi-shi, Tokyo, 206-0804, JAPAN

TEL : 042-401-6330 FAX : 042-401-6331

e-mail : info@morita-tech.co.jp HP : www.morita-tech.co.jp

#### Distributor

Seika Machinery, Inc



Los Angeles Head Office & Demo Center  
21241 S. Western Ave., Suite 140, Torrance, CA 90501  
Main: 310-540-7310 FAX: 310-540-7930

Atlanta Office & Demo Center  
1580 Boggs Rd., Suite 900, Duluth, GA 30096  
Main: 770-446-3116 FAX: 770-446-3118

San Francisco Office  
23785 Cabot Blvd., Suite 306, Hayward, CA 94545  
Main: 510-293-0580 FAX: 510-293-0940

www.seikausa.com

