

MX-BGAZ II

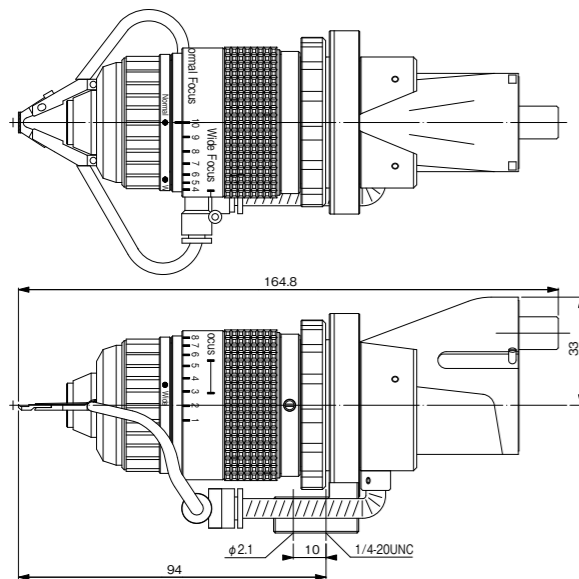
BGA Lens [100-180x]



Prism chip structure Soft spring structure for protecting substrates	Prism adaptation width 0.9mm	Observation angle 90 degrees or higher	Illumination methods Optical multi illumination	magnification 100~180 power ※1	Operational distance 0.9~8.0mm ※2	Weight 695g
--	--	--	---	--	---	-----------------------

※1: Mode Switch Ring set to 'Normal' magnification.
 ※2: Distance from the Prism tip to the BGA ball.

Measurement diagram



OPTION



AD-BGABL	Backlight Weight 27g (Excluding AC Adapter)
AD-BGAPC2	Prism Tip 5 pieces per Pack

HiROX
<http://www.hirox.com>

BGA LENS CATALOGUE

BGA Mounting Technology has been changed by Accurate Exterior Observation

The 「MX-BGAZ II」 is the new standard for BGA inspection.

Hirox Co.,Ltd. <http://www.hirox.com>
 2-15-17 Koenji Minami, Suginami-ku, Tokyo 166-0003, Japan
 Tel: (+81) 3-3311-9911 Fax: (+81) 3-3311-7722 E-mail: tokyo2@hirox.com

Hirox-USA Inc. <http://www.hirox-usa.com>
 100 Commerce Way, Hackensack, NJ 07601
 Tel: (201) 342-2600 Fax: (201) 342-7322
 Toll-Free: (866) HIROX-US E-mail: info@hirox-usa.com

Hirox China Co.,Ltd. <http://www.hirox.com.cn>
 Room 809, 8th Floor, Fortune International Plaza,
 No. 43 Guo-Quan Road, Shanghai 200433, China.
 Tel: +86-21-6564-7772 Fax: +86-21-3362-5017 E-mail: info@hirox.com.cn

Hirox Korea Co.,Ltd. <http://www.hiroxkorea.com>
 B-501 Acrotower Bldg, 1591 Gwanyang-dong, Dongan-ku, Anyang-city,
 Gyeonggi-do, 431-908, Korea
 Tel: +82-31-385-1130 Fax: +82-31-385-9730 E-mail: bgkim@hiroxkorea.com

Hirox Asia Ltd. <http://www.hirox-asia.com>
 Unit 827, 8/F, Ocean Centre, Harbour City, 5 Canton Road, Tsimshatsui Kowloon, Hong Kong
 Tel: +852 8198-9679 Fax: +852 3015-7657 E-mail: info@hirox-asia.com

Hirox Europe <http://www.hirox-europe.com>
 Jyfel, 300 RN 6 Le Bois des Cotes, Bâtiment A F-69760 Limonest, France
 Tel: +33 426 25 03 40 Fax: +33 426 23 68 13 E-mail: info@hirox-europe.com


Contact

The products in this catalog may be changed at any time, without notice.

PHP-1408-C034-A_

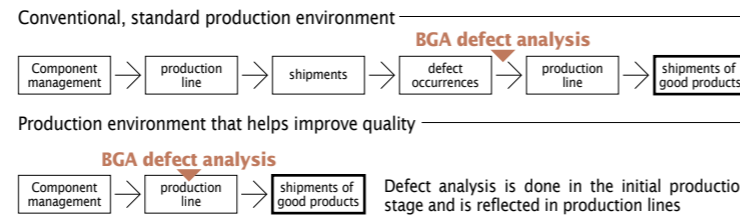


BGA observation is changing from analysis of discovered defects, to Analysis for Preventing Defects.



Aiming to improve the quality of BGAs

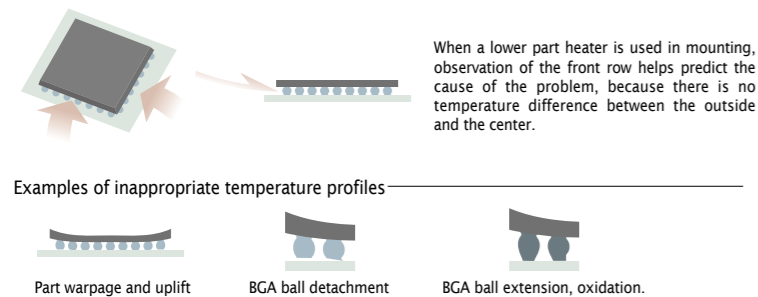
Defect analysis in BGA mounting is time consuming and costly. It is prone to losses and has been one of the factors for increasing manufacturing costs. HIROX focused on this problem, did strenuous research, and as a result has succeeded in finding a solution to this problem. In BGA mounting, accidental incidents are likely to happen. Thus when a production line that reflects appropriate temperature profiles is secured, it helps substantially reduce the rate of defects. Appropriate temperature profiles can be established through the analysis of BGAs. Accurate exterior observation of the BGA removes defects at the source. We pursue not only defect analysis, but also tools that help prevent defects.



Based on theories of mounting technology for technological improvement, the all new [MX-BGAZ II] has been created.

Mode Switch Potential

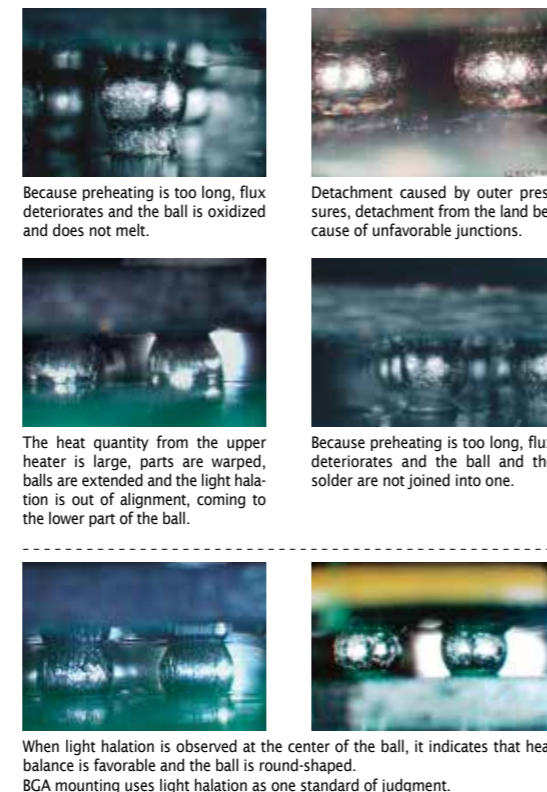
BGA mounting substrate defects come from either inappropriate temperature profiles, or faulty mounting parts. The MX-BGAZ II mode switch ring enables wide observations of not only BGAs, but surrounding conditions as well. Temperature profiles can be determined as inappropriate by observing the balls in the front row, which are most affected by the heat. Some common abnormalities include altered ball shape, luster, warpage, or uplift.



Furthermore, observation of the BGA exterior in detail helps specify various problems, such as overheating, oxidation, air foam formation, and their causes. The [MX-BGAZ II] allows inspection of the BGA ball's upper and lower joints by changing the observation angle through the optical rotary ring. This information is useful in reviewing the temperature profiles.

※ If mounting parts have problems, please use the [MX series 5040RZ lens] that is compatible with the rotary head adapter.

Exterior analysis clearly identifies defects



MX-BGAZ II

Easy and Accurate exterior observation

Exterior observation allows for defect analysis of BGA mounting substrates and the creation of environments for preventing defects. It concentrates HIROX's unique knowledge and technologies for observing BGAs from various angles in an easy manner. The use of this lens allows anybody to become a high-level engineer and to make precise exterior observations.

Progress 1

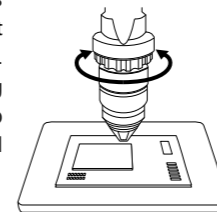
Inspect the shape of all the components

The mode-switch ring changes from normal to wide mode. Not only can you achieve detailed observation of the BGA, but also confirm the shape of all surrounding components.

Progress 2

Rotate the lens, not the sample

The 270° rotatable lens helps view mounting substrates that are closely packed with parts. Even a large BGA mounting substrate that is difficult to move can be easily observed by rotating the lens.



Progress 3

Easy Operation

3 rings provide image focus, top and bottom inspection, and wide or normal view.

Optical rotary Ring

Rotating the ring changes observation angles. Without moving the lens and substrates, it enables detailed analysis of upper and lower joint parts of the BGA ball.



Points of contact for BGA upper parts. Points of contact for BGA lower parts.

Focus Ring

Rotating the ring facilitates focusing on the BGA.

Mode Switch Ring

Rotating the ring switches the observation range without changing the distance from the lens to BGA and allows confirmation of parts warpage and uplift on mounting substrates.



Illumination-attached prism tip

A 45° prism mirror helps view the BGA ball from the side. This prism tip serves the role of a light guide, and enables bright, high-resolution observation even on a concentrated substrate.

